

Ontario
Secondary
School Literacy
Test

PLACE SECURITY SEAL HERE

**EXAMPLE
TEST BOOKLET**

Permissions and Credits:

 2

Reprinted courtesy of The Toronto Star Syndicate.
Picture copyright © Elmer Kars/ACRI. Used with permission.

 3

Courtesy of the Canadian Museum of Nature.

 5

Adapted from “The T-Shirt Century” from *The Globe and Mail*,
July 29, 1999. Permission granted by *The Globe and Mail*.

Every effort has been made to contact copyright holders for their permission to reprint material in this publication. EQAO would be grateful to hear from any copyright holder who is not here acknowledged and will undertake to rectify any errors or omissions in future editions of this publication.

Tent Tension

After their mother had repeated for the twentieth time that she'd like the boys to have "a taste of nature," Carter and Rodney decided that maybe they could feign enthusiasm for a camping trip after all. 1

However, by the time they got three hours away from the city, set up the tents and turned off their CD player, they had decided nature wasn't so bad. Accustomed to their noisy Hamilton neighbourhood, they were in awe of the overwhelming night-time silence. 2

Until they heard a loud rustling sound outside their tent, that is. 3

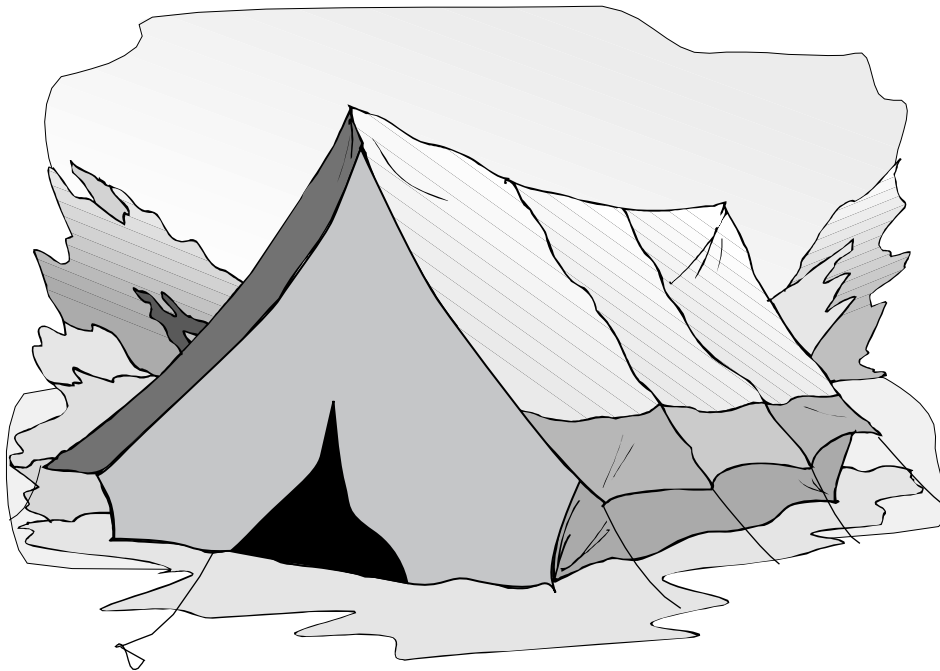
"Ugh, huh?" Carter snorted as he jolted awake. He turned to shake his older brother, but Rodney was already up. 4

"What's that?" whispered Carter. He raised his voice a little. "Mom?" 5

The only answer was an even louder crunching that sounded like footsteps. 6

"There's somebody out there!" gulped Carter, panic edging into his voice. 7

"That's not somebody, that's *something*," Rodney whispered authoritatively. "That's not human. It must be a bear." 8



- They could just make out each other’s wide-open eyes. 9
- “Should we, uh, get Mom?” Carter asked. 10
- “But her tent is over on the other side of the bear,” said Rodney. “Besides, I’ve been taking the train all the way to Toronto by myself for five years. I can handle this.” He felt around the tent for his flashlight. “Remember that nature documentary on TV? We’ll make a lot of noise and scare him away.” 11
- Carter nodded reluctantly. 12
- They quietly eased the tent zipper open, then turned on the flashlight, jumped out of the tent and started whooping. 13
- Looking up at where the bear’s face should be, they saw only darkness. They looked down. There, in front of them, was a mother raccoon and her three babies, eyes blinking in the sudden brightness. Behind them were the remains of the family’s food — sandwich crusts, apple cores and an empty potato-chip bag. 14
- The brothers looked at one another sheepishly as the fearsome predators sauntered away with the rest of tomorrow’s lunch. “Uh,” Rodney mumbled, “maybe we don’t need to tell Mom about this...” 15

multiple choice (Circle the letter next to the best or most correct answer for each question.)

1. The best meaning of the word “feign” as used in paragraph 1 is
 - A find.
 - B build.
 - C pretend.
 - D encourage.

2. Carter and Rodney are best described as
 - F very brave.
 - G always hungry.
 - H problem solvers.
 - J open to new experiences.

3. The dash in paragraph 14 is used to introduce
 - A a new idea.
 - B a definition.
 - C direct speech.
 - D an explanation.

written answers

4. In the statement “That’s not somebody, that’s *something*,” why is “thing” in italics? (paragraph 8)

5. “Besides, I’ve been taking the train all the way to Toronto by myself for five years.” (paragraph 11) Why does Rodney make this statement?

6. What is one thing that Carter and Rodney do to scare away the bear they think is outside their tent?

7. Carter and Rodney’s mother wants her sons to have “a taste of nature.” (paragraph 1) Explain why she might feel that way.

8. Using information in the story, explain why Rodney would not want to tell his mother about the encounter with the raccoons. (paragraph 15)

Ontario's Agawa Canyon Train Tour welcomes visitors aboard comfortable coaches for one of the most spectacular train excursions in North America. Departing from Sault Ste. Marie, the Algoma Central Railroad's one-day wilderness excursion takes passengers 180 kilometres northwards, over towering trestles, alongside unspoiled northern lakes and rivers, and through the awesome granite rock formations and mixed forests of the Canadian Shield. This scenery inspired the Group of Seven to paint some of Canada's most notable landscape art. The rugged land shows little evidence of the Ojibway, fur traders, lumberjacks and prospectors who lived here in earlier times. After a few hours, the train coasts 150 metres down to the floor of the Agawa Canyon where passengers spend two hours experiencing the rugged beauty up close, including four sets of waterfalls and a breathtaking lookout. The train excursions are especially popular during autumn when Algoma country is ablaze with colour. The Snow Train's passengers can experience the majestic power and beauty of a Canadian winter as they journey through panoramic views, snow-laden trees and waterfalls transformed into fantastic ice sculptures. In any season, the spectacular scenery provides photographers with many opportunities to capture on film the magnificence of the rugged Canadian landscape.



multiple choice (Circle the letter next to the best or most correct answer for each question.)

1. Why is the Agawa Canyon Train Tour especially popular during autumn?
 - A The rates are cheaper.
 - B The landscape is colourful.
 - C The temperature is more comfortable.
 - D The tours will soon stop for the winter.


2. Which of the following had the most lasting impact on the Agawa Canyon?
 - F railroads
 - G prospecting
 - H the fur trade
 - J the lumber industry

written answers

3. “The rugged land shows little evidence of the Ojibway, fur traders, lumberjacks and prospectors who lived here in earlier times.”
The commas in this sentence are used to _____.

4. Identify one detail of the Agawa Canyon scenery you think would inspire a painter or a photographer.

5. Does the information in this paragraph make you want to take the Agawa Canyon Train Tour? Explain why or why not.



Peru: The Rain Sanctuary

from April 20, 1999 to May 30, 1999

NEW!



An international photographic documentary exhibit presented in collaboration with the Embassy of Peru. The 51 stunning photos by Heinz Plenge will take you on a quest through the Peruvian tropical rain forest where you will see the richness of Peru's biological diversity, scenery, ethnic groups and archaeological sites.



Arctic Odyssey

Set out on a personal journey to the Canadian North and discover life in the Arctic. Feel the tenacious Arctic wind, watch live lemmings and enter the world of Nanuq, the polar bear. Look closely at sea spiders,

exotic and colourful sea anemones and other marine animals in our Arctic aquarium, one of only five in the world!

Viola MacMillan Mineral Gallery

Enter the World of Glittering Minerals!

Marvel at many of Earth's wonders – gaze at some of the most beautiful gems and see which minerals are good for you! Take a trip down historical geology in our time machine and discover Earth at its early stages, then reach the depths of a gold mine.



Life through the Ages

Feel the presence of Canada's dinosaurs coast to coast. Trace back the existence of these ancient reptiles from the horned Styracosaurus to the powerful carnivore Daspletosaurus.

Creepy Critters

Live cockroaches, slugs, rats and leeches . . . all portrayed in life-like habitats. Unravel some of the freakish myths around creepy critters.



Birds and Mammals in Canada



Dioramas of wildlife habitats featuring some of Canada's most fascinating mammals and birds – from a sandhill crane poised in a mating dance to a family of beavers hard at work.

Nature's Pharmacy

Which elements of nature are used in modern medicine and in health care products? Find out for yourself the soothing qualities of plants and herbs. You might be surprised to learn that your cough syrup contains the flowers that grow in your own yard.



General Information

Admission Fees:

Family: \$12 Adults: \$5 Children (3–12): \$2
Seniors and students (13 and over): \$4 Children (0–2): FREE
Thursday: Half-price until 5 p.m., FREE 5–8 p.m.

Groups rates and guided tours: (613) 566-4701

Parking: Max. \$4 with Museum admission.

Become a member and receive an Authentic Ice Age Fossil!

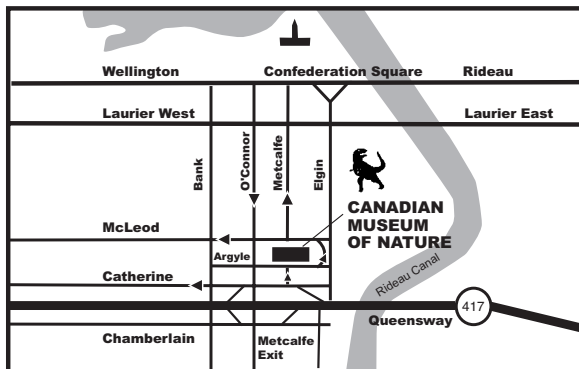
For more information or to sign up:
(613) 566-4271 or 1-800-263-4433.

Get Involved, It's Only Natural!

Make use of your spare time and volunteer in the *Exploration Station*, *Pre-school Corner* or in the *Viola MacMillan Activity Centre*. For more information, please call: (613) 566-4710.

Winter Hours:

Tuesday to Sunday, from 10 a.m. to 5 p.m., Thursdays until 8 p.m.



multiple choice (Circle the letter next to the best or most correct answer for each question.)

1. According to the map, what is the name of Highway 417 in Ottawa?
 - A Catherine
 - B Queensway
 - C Chamberlain
 - D Laurier West

2. Why do the words “Calendar of Events” appear on the cover of this brochure?
 - F It gives directions to the museum.
 - G It indicates the hours of operation.
 - H It tells the year the brochure was written.
 - J It lists the exhibits for a particular period of time.

3. How does the way the information is presented help the reader know that there were seven exhibits in the museum between January and April 1999?
 - A The exhibits are numbered.
 - B All of the exhibits relate to nature.
 - C Each exhibit has its own illustration.
 - D The exhibits are identified by a different font.

written answers


4. Which picture do you think best illustrates the information beside it? Explain your answer.

5. What admission price would a 16-year-old student pay to visit the museum on Thursday after 5:00 p.m.?

6. What is one way the visual presentation of the information in this brochure is designed to appeal to potential visitors?

7. For what school subject would you most likely take a field trip to the Canadian Museum of Nature? Give a reason for your answer.

In a democratic society, a trial by jury allows the people of a community to participate in the legal system and to ensure that justice is done. Jurors have to make important and difficult decisions that affect the lives, property and freedom of their peers. The rights and liabilities of people in civil or criminal cases are based upon the facts of each case and how the law applies to those facts. The jury has to consider evidence given by witnesses. Since many trials take place long after the events in question, some witnesses remember the events and details more accurately than others. In considering testimony by a witness and the evidence presented, jury members must be fair and impartial. The judge, who remains neutral, gives the jury instructions on how to determine the facts of the case and how the law must be applied. In returning a fair verdict, the jury fulfills the responsibility of ensuring that justice is done. Even though jury service may mean that jury members have to interrupt their personal lives and schedules for several days or weeks, there is no higher duty or finer public service for any citizen than to participate in the justice system through trial by jury.



multiple choice (Circle the letter next to the best or most correct answer for each question.)

1. Considering the information presented in this paragraph, what type of person makes the best juror?
 - A an honest person
 - B a creative person
 - C an educated person
 - D a sympathetic person

2. What is the best meaning for “impartial” as used near the middle of this paragraph?
 - F biased
 - G objective
 - H impractical
 - J responsible

written answers

3. What is one of the instructions the judge gives to the jury?

4. How do the topic sentence and the concluding sentence help to unify this paragraph?

5. Using information from this paragraph as well as your own ideas, explain one advantage or disadvantage of the “trial by jury” system.

Get Rid of that T-shirt!

A recent newspaper article pointed out that Canadians purchased 73.7 million T-shirts last year. The article went on to say that the average North American owns 25 of them. The T-shirt was praised as the favourite garment of the twentieth century, worn by men and women, young and old, rich and poor. As we begin a new century, I suggest we leave the old T-shirt behind. 1

The first wearers of an “undershirt” or a “work shirt” in public were making a rebellious statement, but it quickly became the accepted style. Eventually, we all began to wear underwear anywhere and everywhere. 2

In the 60s, hippies tie-dyed their T-shirts. In the 70s, punk rockers shredded, safety-pinned and spray-painted them. In the 80s, T-shirts became great democratic portable billboards — each shirt an editorial column or personal ad telling others about the places the wearer has been, or the products, bands and politics the wearer supports or abhors. 3

The most recent trend seems to be toward slogans or messages that are increasingly meaningless. The best known examples are expensive T-shirts sporting only the name of the manufacturer. It seems strange that people are now expressing themselves by broadcasting their support of a shirt manufacturer. I can’t think of anything less individualistic or less attractive to wear in public. 4

The T-shirt is basically a formless, ugly garment. What should happen to the 25 T-shirts each of us is supposed to have? I suggest that we use them as rags for washing our 1.7 cars. 5



multiple choice (Circle the letter next to the best or most correct answer for each question.)

1. In this selection, the T-shirt is compared to
 - A a slogan.
 - B a product.
 - C a garment.
 - D a billboard.

2. Which of the following is the best way to describe the purpose of this selection?
 - F to state an opinion
 - G to describe a product
 - H to present information
 - J to provide instructions

written answers

3. What is the meaning of the phrase “broadcasting their support of a shirt manufacturer” as used in paragraph 4?

4. Explain the purpose of the question in paragraph 5.

5. Do you think T-shirts will continue to be popular? Use one piece of information from this selection to support your answer.

Continue on next page...

Writing a Summary

| | |
|------------------------------|--|
| Task: | Write a summary of the selection printed below. Include the main idea of the original selection and at least two important details that support it. |
| Purpose and Audience: | an adult who is interested in finding out how well you understood the selection |
| Length: | fewer than 100 words |

Get Rid of that T-shirt!

A recent newspaper article pointed out that Canadians purchased 73.7 million T-shirts last year. The article went on to say that the average North American owns 25 of them. The T-shirt was praised as the favourite garment of the twentieth century, worn by men and women, young and old, rich and poor. As we begin a new century, I suggest we leave the old T-shirt behind.

The first wearers of an “undershirt” or a “work shirt” in public were making a rebellious statement, but it quickly became the accepted style. Eventually, we all began to wear underwear anywhere and everywhere.

In the 60s, hippies tie-dyed their T-shirts. In the 70s, punk rockers shredded, safety-pinned and spray-painted them. In the 80s, T-shirts became great democratic portable billboards — each shirt an editorial column or personal ad telling others about the places the wearer has been, or the products, bands and politics the wearer supports or abhors.

The most recent trend seems to be toward slogans or messages that are increasingly meaningless. The best known examples are expensive T-shirts sporting only the name of the manufacturer. It seems strange that people are now expressing themselves by broadcasting their support of a shirt manufacturer. I can’t think of anything less individualistic or less attractive to wear in public.

The T-shirt is basically a formless, ugly garment. What should happen to the 25 T-shirts each of us is supposed to have? I suggest that we use them as rags for washing our 1.7 cars.

Rough Notes

Reading Instructions

- Read each selection carefully.
- When reading graphic selections (charts, diagrams, maps), scan the selection, then read the questions.
- Refer to the selection to answer the questions.

multiple choice

- Choose the best or most correct answer for each question.
- Circle the letter next to the answer you choose.
- If you wish to change your answer, put an X through your first choice and circle your final choice.
- If you circle more than one answer and do not put an X through one of the circles, the question will be scored as incorrect.

written answers

- Write your answers legibly. Illegible answers cannot be marked.
- The lined space provided suggests an appropriate length for your answer.
- You may answer in point form with single words or phrases. Your writing skills are not being marked in this section.
- Your reading skills are being marked in this section. Include enough clearly stated information to show your understanding of the reading selection.

Writing Instructions

- Read the instructions for each writing task carefully and follow them.
- Each writing task has a small space for **Rough Notes** to do some planning.
- Use your time wisely. There is limited time for planning, revising and editing.
- Write in complete sentences. Your writing skills are being marked in these tasks.
- Pay attention to organization, clarity and correct spelling, grammar and punctuation.

- Note**
- If you have time when you reach the end of the booklet, review your piece of writing and your answers to the reading questions.
 - When instructed, seal your booklet with the seal provided.